


## Searching Embase on Ovid

### To access



Go to <http://library.northumbria.nhs.uk> and click the link to the NHS Knowledge and Library Hub



On the yellow line at the top of the screen, login with your NHS OpenAthens account.

**Welcome, Guest.** Sign in with NHS OpenAthens for full access

HINT: Not got an NHS OpenAthens account? Just below the yellow line, there's an option to register

### In-depth searching

- AMED
- British Nursing Index
- CINAHL
- Cochrane Library
- EMBASE**
- EMCARE
- HMIC (Health Management Information Consortium)
- Medline (EBSCO)
- Medline (Ovid)
- PsycINFO
- Pubmed
- Social Policy & Practice
- Trip Pro Database

From the list of databases for In-depth Searching, select Embase

## To search

For our example search, we are looking for articles about the CURB-65 tool for assessing Pneumonia

Enter a search term and tick 'map to subject heading'

1 Resource selected | [Hide](#) | [Change](#)  
Embase 1974 to 2023 January 04

Enter keyword or phrase (\* or \$ for truncation)  Keyword  Author  Title  Journal

curb 65

▼ Limits (close)  Include Multimedia  Map Term to Subject Heading

[patient](#)

[major clinical study](#)

[curb 65.mp. search as Keyword](#)

If none of the suggested subject headings are relevant, choose the option to Search by keyword, and Continue

Include All Subheadings

Combine with:

Repeat with your second search term

1 Resource selected | [Hide](#) | [Change](#)  
Embase 1974 to 2023 January 04

Enter keyword or phrase (\* or \$ for truncation)  Keyword  Author  Title  Journal

pneumonia

▼ Limits (close)  Include Multimedia  Map Term to Subject Heading

Tick to Select and Explode a relevant subject heading. 'Explode' searches for the Subject Heading selected, and any more specific headings under that.

Select	Subject Heading	Explode
<input type="checkbox"/>	<a href="#">aspiration pneumonia</a>	<input type="checkbox"/>
<input type="checkbox"/>	<a href="#">bacterial pneumonia</a>	<input type="checkbox"/>
<input type="checkbox"/>	<a href="#">community acquired pneumonia</a>	<input type="checkbox"/>
<input type="checkbox"/>	<a href="#">Escherichia coli pneumonia</a>	<input type="checkbox"/>
<input type="checkbox"/>	<a href="#">health care associated pneumonia</a>	<input type="checkbox"/>
<input type="checkbox"/>	<a href="#">hospital acquired pneumonia</a>	<input type="checkbox"/>
<input type="checkbox"/>	<a href="#">interstitial pneumonia</a>	<input type="checkbox"/>
<input type="checkbox"/>	<a href="#">lipoid pneumonia</a>	<input type="checkbox"/>
<input type="checkbox"/>	<a href="#">lobar pneumonia</a>	<input type="checkbox"/>
<input type="checkbox"/>	<a href="#">Loeffler pneumonia</a>	<input type="checkbox"/>
<input type="checkbox"/>	<a href="#">organizing pneumonia</a>	<input type="checkbox"/>
<input type="checkbox"/>	<a href="#">Pneumocystis pneumonia</a>	<input type="checkbox"/>
<input checked="" type="checkbox"/>	<a href="#">pneumonia</a>	<input checked="" type="checkbox"/>

Include All Subheadings  
Combine with: **OR**

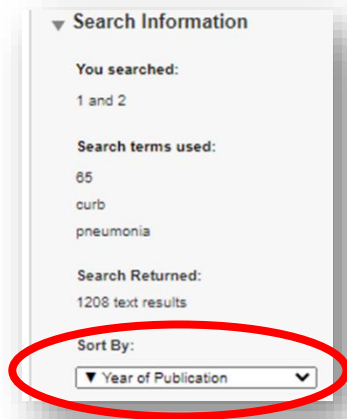
You now have the two searches on separate lines. Combine them with AND to find articles which include both topics

Search History (2)	
# ▲	Searches
<input checked="" type="checkbox"/>	1 curb 65.mp.
<input checked="" type="checkbox"/>	2 exp pneumonia/

Save Remove Combine with: **AND** **OR**

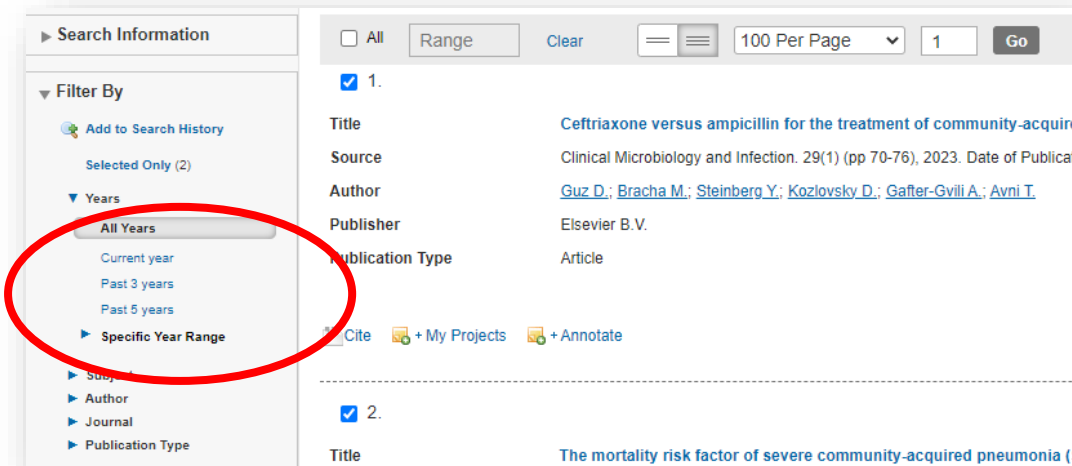
This gives a smaller number of more relevant results, which you can Display

Search History (3)				Results	Type	Actions
<input type="checkbox"/>	# ▲	Searches				
<input type="checkbox"/>	1	curb 65.mp.		1436	Advanced	<a href="#">Display Results</a> <a href="#">More</a>
<input type="checkbox"/>	2	exp pneumonia/		374703	Advanced	<a href="#">Display Results</a> <a href="#">More</a>
<input type="checkbox"/>	3	1 and 2		1208	Advanced	<a href="#">Display Results</a> <a href="#">More</a>

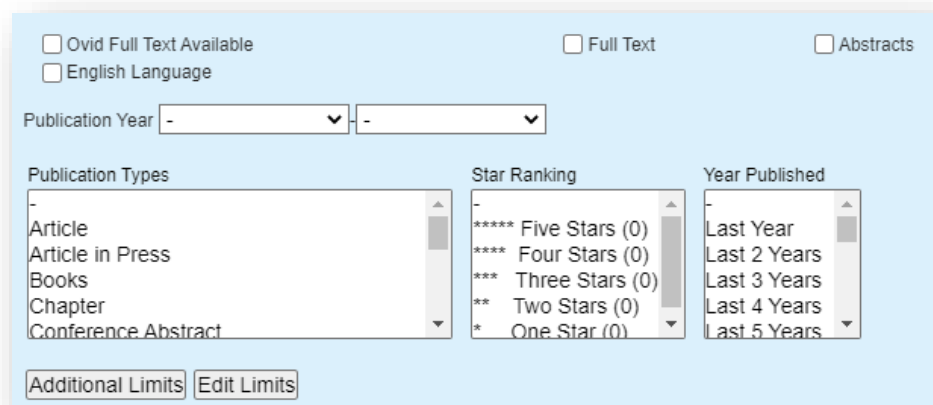


Sort by date, instead of relevance, using the options on the left

There are options on the left of the screen to refine your results. For example, to the most recent 5 years,

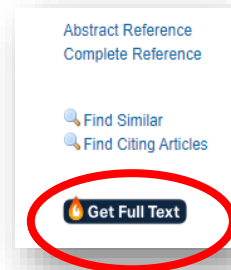


There are more refining options below the search box, for example to an age group, or to articles in English

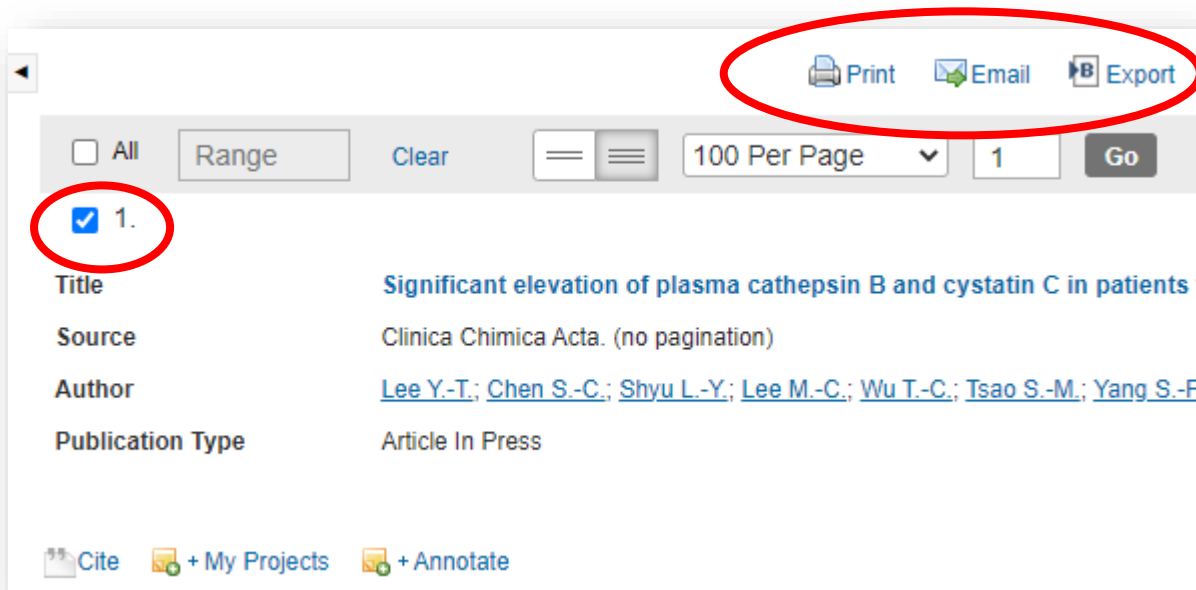


When there is a link to Full text, click on that and you will go directly to the whole article. You can save or print the PDF

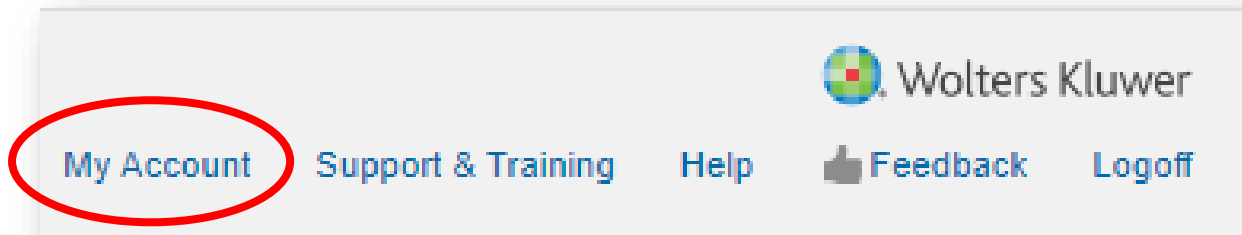
For any articles where we don't have the full text, a request form pops up; fill in the details and we will get the article from another library for you.



Select items, then print, email or export them



To save results or searches for later, set up an account for Ovid



A screenshot of a navigation menu. The menu items are: [My Account](#), [Support & Training](#), [Help](#), [Feedback](#), and [Logoff](#). The [My Account](#) link is circled in red. In the top right corner of the menu, there is a logo for Wolters Kluwer, consisting of a colorful globe icon and the text "Wolters Kluwer".

**Any questions?**

**Contact us at  
[library@northumbria.nhs.uk](mailto:library@northumbria.nhs.uk)**